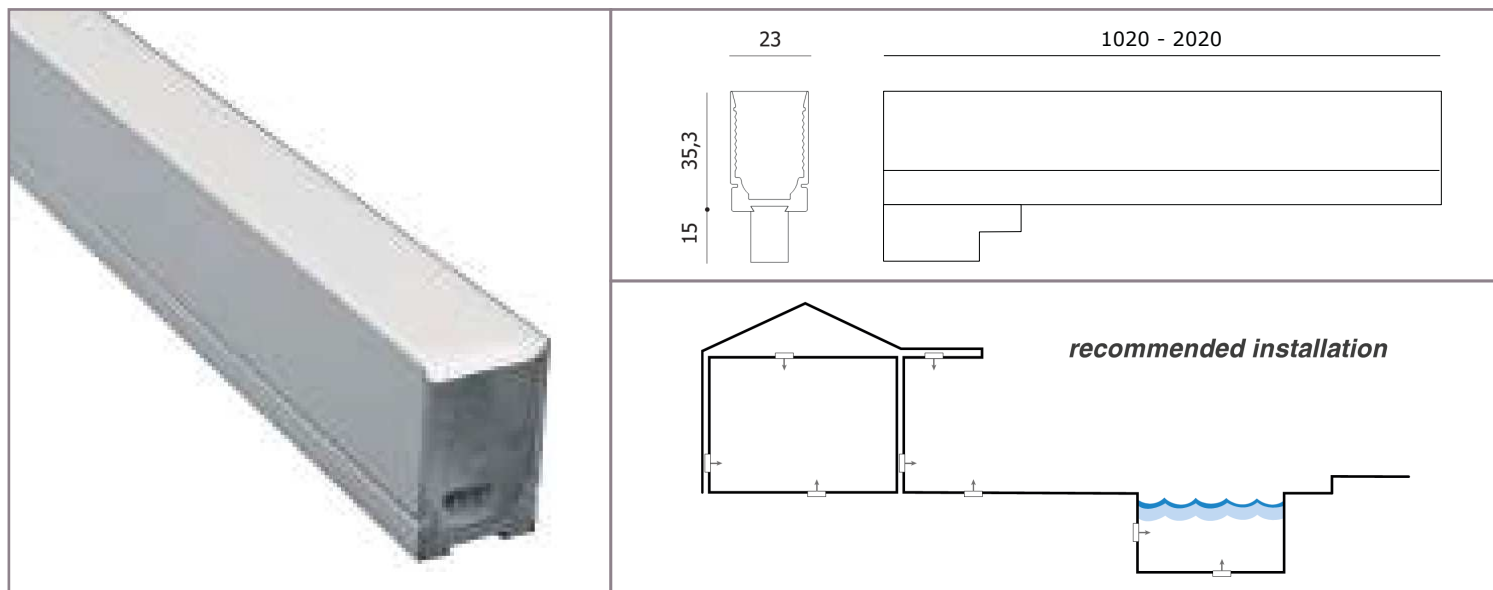


## LF06 MONOCHROMATIC DATA-SHEET



### TECHNICALS FEATURES:

<b>Materials</b>	Resins ; aluminium
<b>Power Supply</b>	24 Vdc constant voltage
<b>Power</b>	10 W (1020 mm) ; 20 W (2020 mm)
<b>Luminous flux</b>	500 lm/m
<b>Light Source</b>	Mid Power LED
<b>Pitch</b>	8,3 mm
<b>Colour Temperature</b>	2700 K ; 3700 K
<b>Lifetime</b>	> 30000 h
<b>Screen</b>	Transparent resin ; Opal resin
<b>Tc body</b>	< 90 °C
<b>Ta operating temperature</b>	- 20 ÷ 50 °C
<b>Ts surface temperature</b>	≤ 65 °C
<b>Functions</b>	On/Off ; dimmable
<b>Cable</b>	AWM style 20233 2xAWG18 (0,75mm <sup>2</sup> ) (Red;Black) Ø 5,2 mm L. 100 mm.
<b>Weigth</b>	1250 g/m
<b>Installations</b>	Recessed (wall, floor, ceiling)
<b>Norms</b>	60598-1 ; 60598-2 and its parts



### NOTE:

Power supplies, control&dimming devices and fixing kits must to be orderd separately. Aldabra power supply consumption is equal to 15% of the fixture nominal power.  
Photometric data available at [www.aldabra.it](http://www.aldabra.it)

## LF06 MONOCHROMATIC DATA-SHEET

### GENERAL FEATURES:

	power (W)	length (mm)
LF06.01.XXXXX.X	10	1020
LF06.02.XXXXX.X	20	2020

### OPTICAL FEATURES:

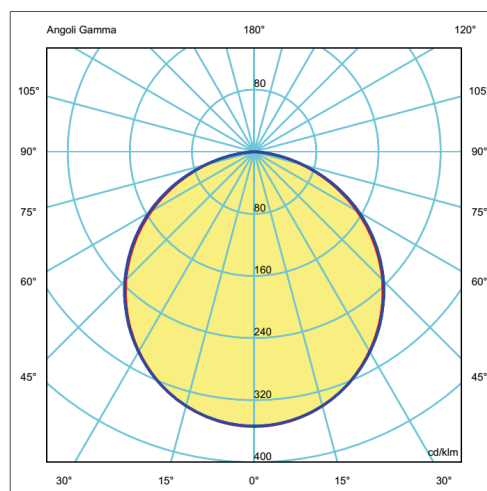
LF06.XX.TXXXX.X	Transparent resin diffuser
LF06.XX.DXXXX.X	Opal resin diffuser

### LED FEATURES:

	Mid Power LED
LF06.XX.X27XX.X	2700 K warm white
LF06.XX.X37XX.X	3700 K neutral white

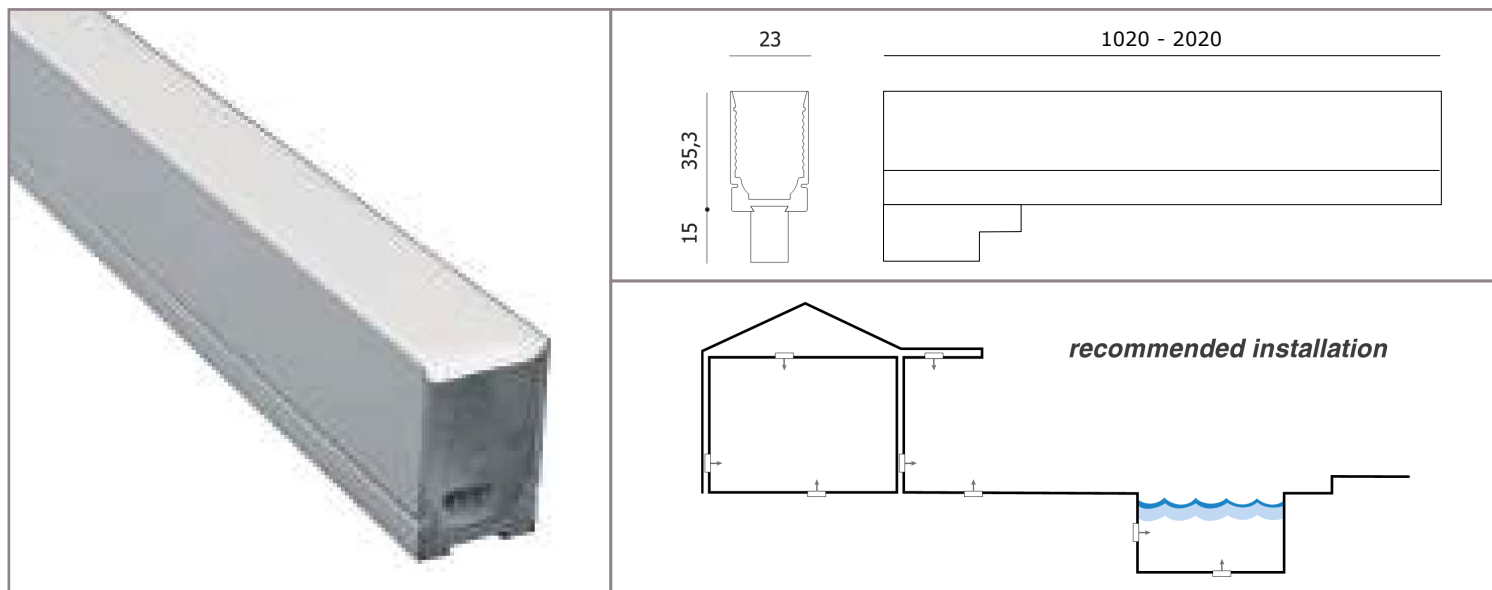
### FINISHES FEATURES:

LF06.XX.XXXA1.X	Anodized aluminium
-----------------	--------------------



Opal diffuser

## LF06 RGB DATA-SHEET



### TECHNICALS FEATURES:

<b>Materials</b>	Resins ; aluminium
<b>Power Supply</b>	24 Vdc constant voltage
<b>Power</b>	18 W (1020 mm) ; 36 W (2020 mm)
<b>Light Source</b>	Signal LED RGB
<b>Pitch</b>	16,7 mm
<b>Dominant Wavelength (nm)</b>	R=625 , G=525 , B=470
<b>Lifetime</b>	> 30000 h
<b>Screen</b>	Transparent resin ; Opal resin
<b>Tc body</b>	< 90 °C
<b>Ta operating temperature</b>	- 20 ÷ 50 °C
<b>Ts surface temperature</b>	≤ 65 °C
<b>Functions</b>	On/Off ; dimmable
<b>Cable</b>	AWM style 20233 1xAWG18 (0,75mm <sup>2</sup> ) (Red) + 3xAWG20 (0,5mm <sup>2</sup> ) (R/b, G/b, B/b) Ø 6,5 mm L. 100 mm.
<b>Weigth</b>	1250 g/m
<b>Installations</b>	Recessed (wall, floor, ceiling)
<b>Norms</b>	60598-1 ; 60598-2 and its parts



### NOTE:

Power supplies, control&dimming devices and fixing kits must to be orderd separately. Aldabra power supply consumption is equal to 15% of the fixture nominal power.  
Photometric data available at [www.aldabra.it](http://www.aldabra.it)

## LF06 RGB DATA-SHEET

### GENERAL FEATURES:

	power (W)	length (mm)
LF06.01.XXXXX.X	18	1020
LF06.02.XXXXX.X	36	2020

### OPTICAL FEATURES:

LF06.XX.TXXXX.X	Transparent resin diffuser
LF06.XX.DXXXX.X	Opal resin diffuser

### LED FEATURES:

	Signal LED
LF06.XX.X90XX.X	R, G, B

### FINISHES FEATURES:

LF06.XX.XXXA1.X	Anodized aluminium
-----------------	--------------------