


**Sequencer - Interfaccia DMX / Sequencer - DMX Interface**

	<b>Codice Code</b>	<b>Voltaggio Voltage</b>	<b>Peso e dimensioni Weight and dimensions</b>	<b>Omologazioni Homologation</b>	<b>Segnale di uscita Exit signal N° Max LED</b>	<b>Rif. schema Scheme diagram</b>
	<b>ECG.0011.0</b>	24 Vdc	100 g 110x36,5x62,5 mm guida DIN / DIN rail	CE	3 canali 1Amp tensione costante dimmerabile 3 channels 1 Amp constant voltage dimnable (TAB.1)	H1-I1-J1-K1

**1. Tabella di portata massima sequencer RGB Power & Signal  
Sequencer RGB Power & Signal table with maximum load**

**SISTEMI LINEARI / LINEAR SYSTEMS Signal LED**

	<b>monocromatico / monochromatic</b>	<b>RGB</b>
	max 200m - canale / channel	max 200m

**SISTEMI LINEARI / LINEAR SYSTEMS Mid Power LED**

	<b>monocromatico / monochromatic</b>	<b>RGB</b>
passo / pitch 5 mm	10m - canale / channel	-
passo / pitch 10 mm	20m - canale / channel	-
passo / pitch 20 mm	40m - canale / channel	-
passo / pitch 25 mm	50m - canale / channel	-

**SISTEMI LINEARI / LINEAR SYSTEMS Power LED**


	<b>monocromatico / monochromatic</b>	<b>RGB</b>
passo / pitch 33 mm	50m - canale / channel	max 50m
passo / pitch 50 mm	100m - canale / channel	max 100m
passo / pitch 100 mm	200m - canale / channel	max 200m

**PROIETTORI E INCASSI / SPOTS AND DOWNLIGHTS**



	<b>monocromatico / monochromatic</b>	<b>RGB</b>
1÷5 Power LED / 1 High Power LED	max 400pz - canale / channel	max 400pz
6÷10 Power LED / 2 High Power LED	max 200pz - canale / channel	max 200pz
11÷15 Power LED / 3 High Power LED	max 130pz - canale / channel	max 130pz
16÷20 Power LED / 4÷5 High Power LED	max 100pz - canale / channel	max 100pz
21÷25 Power LED / 6 High Power LED	max 80pz - canale / channel	max 80pz
26÷30 Power LED / 7 High Power LED	max 65pz - canale / channel	max 65pz
31÷35 Power LED / 8 High Power LED	max 55pz - canale / channel	max 55pz
36÷40 Power LED / 9 High Power LED	max 50pz - canale / channel	max 50pz

**Importante:** Utilizzare alimentatori di potenza adeguata  
**Note:** Use power supplies with the correct power

**Interfaccia DMX RDM / 0-10V Multisistema / DMX RDM / 0-10V Multisystem interface**

	<b>Codice Code</b>	<b>Voltaggio Voltage</b>	<b>Peso e dimensioni Weight and dimensions</b>	<b>Omologazioni Homologation</b>	<b>Segnale di uscita Exit signal N° Max LED</b>	<b>Rif. schema Scheme diagram</b>
	<b>ECG.0006.0</b>	24 Vdc	100g 90x60x52 mm	CE	3 canali 2A tensione costante dimmerabile 3 channels 2A constant voltage dimmable (TAB.2)	H1-I1-J1-K1

**Interfaccia DMX RDM / DMX RDM interface**

	<b>ECG.0005.0</b>	24 Vdc	120g 90x72x62 mm	CE	350mA corrente costante 1W per canale - 3 canali constant current 1W each channel 3 channels Max 7 LED (21 LED)	L1
	<b>ECG.0008.0</b>	24 Vdc	120g 90x72x62 mm	CE	500mA corrente costante 1,5W per canale - 3 canali constant current 1,5W each channel 3 channels Max 7 LED (21 LED)	L1

**2. Tabella di portata massima interfaccia DMX/0-10V Multisistema ECG.0006.0  
DMX/0-10V Multisystem interface table with maximum load****SISTEMI LINEARI / LINEAR SYSTEMS Signal LED**

	<b>monocromatico / monochromatic</b>	<b>RGB</b>
	max 400m - canale / channel	max 400m

**SISTEMI LINEARI / LINEAR SYSTEMS Mid Power LED**

	<b>monocromatico / monochromatic</b>	<b>RGB</b>
passo / pitch 5 mm	20m - canale / channel	-
passo / pitch 10 mm	40m - canale / channel	-
passo / pitch 20 mm	80m - canale / channel	-
passo / pitch 25 mm	100m - canale / channel	-

**SISTEMI LINEARI / LINEAR SYSTEMS Power LED**


	<b>monocromatico / monochromatic</b>	<b>RGB</b>
passo / pitch 33 mm	100m - canale / channel	max 100m
passo / pitch 50 mm	200m - canale / channel	max 200m
passo / pitch 100 mm	400m - canale / channel	max 400m

**PROIETTORI E INCASSI / SPOTS AND DOWNLIGHTS**



	<b>monocromatico / monochromatic</b>	<b>RGB</b>
1÷5 Power LED / 1 High Power LED	max 800pz - canale / channel	max 800pz
6÷10 Power LED / 2 High Power LED	max 400pz - canale / channel	max 400pz
11÷15 Power LED / 3 High Power LED	max 260pz - canale / channel	max 260pz
16÷20 Power LED / 4÷5 High Power LED	max 200pz - canale / channel	max 200pz
21÷25 Power LED / 6 High Power LED	max 160pz - canale / channel	max 160pz
26÷30 Power LED / 7 High Power LED	max 130pz - canale / channel	max 130pz
31÷35 Power LED / 8 High Power LED	max 110pz - canale / channel	max 110pz
36÷40 Power LED / 9 High Power LED	max 100pz - canale / channel	max 100pz

**Importante:** Utilizzare alimentatori di potenza adeguata  
**Note:** Use power supplies with the correct power


Sequencer - Interfaccia DMX / *Sequencer - DMX Interface*

	Codice Code	Voltaggio Voltage	Peso e dimensioni Weight and dimensions	Omologazioni Homologation	Segnale di uscita Exit signal N° Max LED	Rif. schema Scheme diagram
	<b>ECG.0007.0</b>	24 Vdc	140g 90x74x55 mm	CE	4 canali 2A max per canale tensione costante dimmerabile <i>4 channels 2A max for channel constant voltage dimnable</i>	N1


Convertitore DALI / *DALI Converter*

	<b>ECG.0028.0</b>	24 Vdc	16g 59x33x15 mm	CE	3 canali 1A max per canale tensione costante dimmerabile 3 channels 1A each channel constant voltage dimnable (TAB 1)	I1-J1-K1
	<b>ECG.0016.0</b>	12÷24 Vdc	50g 132x22X19 mm	CE	1 canale 2A max per canale tensione costante dimmerabile <i>1 channel of 2A each constant voltage dimnable (TAB 2)</i>	P1


**Centralina DMX / DMX control gear**

	<b>Codice Code</b>	<b>Voltaggio Voltage</b>	<b>Peso e dimensioni Weight and dimensions</b>	<b>Omologazioni Homologation</b>	<b>Segnale di uscita Exit signal N° Max LED</b>	<b>Rif. schema Scheme diagram</b>
	<b>ECG.0001.0</b>	110÷240Vac 50/60Hz	125g 80x90x40 mm	CE	512 indirizzi / <i>addresses</i>	I1-J1-K1-L1-M1-N1


**DMX Splitter**

	<b>ECG.0010.0</b>	100÷240Vac 50/60Hz	20g Ø 53x13 mm	CE	1 ingresso / <i>input</i> 3 canali di uscita <i>3 output channels</i>	O1
--	-------------------	-----------------------	-------------------	----	---	----


**Dimmer push button**

	<b>ECG.0003.0</b>	24Vdc	40g 40x42x21 mm	CE - IP20 SELV	(TAB 1)	F1
--	-------------------	-------	--------------------	-------------------	---------	----

**Dimmer 0-10V**

	<b>ECG.0002.0</b>	24Vdc	40g 40x42x21 mm	CE - IP20 SELV	(TAB 1)	G1
--	-------------------	-------	--------------------	-------------------	---------	----

**Interfaccia USB-DMX/RDM / USB-DMX/RDM Interface**

	<b>ECG.0009.0</b>	5W USB da pc <i>from pc</i>	100g 115xØ30 mm	CE	DMX / RDM	I1-J1-K1
--	-------------------	--------------------------------------	--------------------	----	-----------	----------